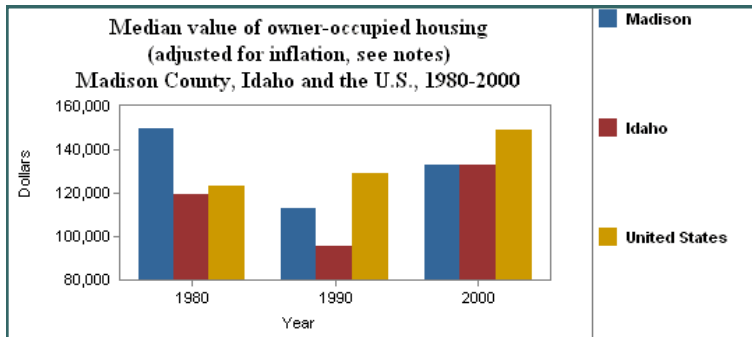


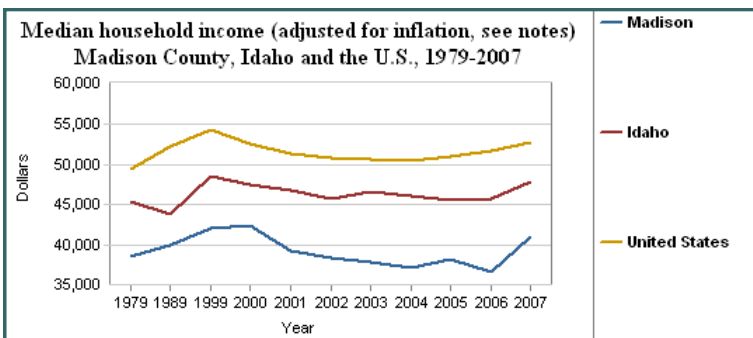
Housing

- ◆ The median value of owner-occupied housing (adjusted for inflation) was \$133,533 in 2000, compared to \$132,908 in Idaho and \$149,537 in the US.
- ◆ The median value decreased by 11.1% from 1980 to 2000, compared to a 10.8% increase in Idaho and a 21.0% increase in the US.
- ◆ The median value ranked 9th – from highest to lowest – in 2000 out of Idaho's 44 counties.
- ◆ The number of housing units increased by 43.3% from 2000 to 2007, compared to an increase of 19.6% in Idaho.



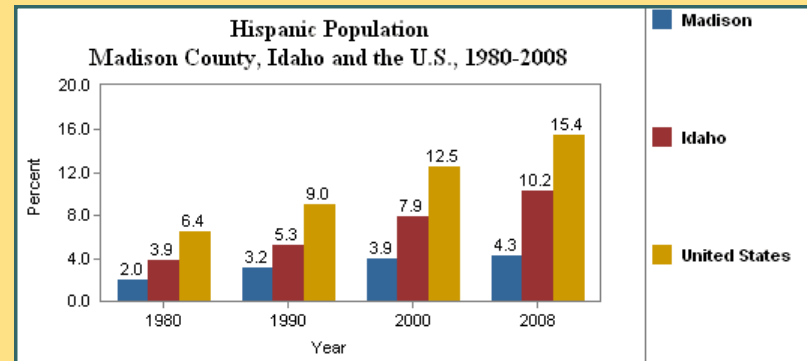
Income

- ◆ The county's per capita income in 2007 (adjusted for inflation) was \$16,834, below both the state average of \$33,035 and the national average of \$40,098.
- ◆ Between 1997 and 2007 per capita income increased by 3.1% in Madison, 19.2% in Idaho, and 18.0% in the US.
- ◆ The median household income (adjusted for inflation) was \$41,061 in 2007 compared to \$47,907 in Idaho and \$52,688 in the US.



Hispanic Population

- ◆ The proportion of Hispanic residents grew from 2.0% in 1980, to 3.2% in 1990, and to 4.3% in 2008.



Age Structure

- ◆ 29.5% of Madison County's population was under 18 in 2008, in contrast to 27.1% in Idaho and 24.3% in the US.
- ◆ In 2008, 64.8% of the population was 18 to 64 years old, compared to 61.0% in Idaho and 62.9% in the US.
- ◆ Madison County's median age in 2008 was 21.6 compared to 35.4 in Idaho and 38.1 in the US.

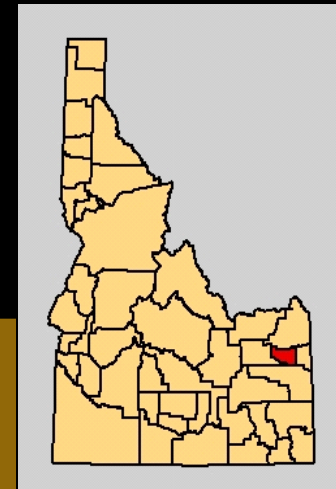
Note: The Consumer Price Index (CPI) is a measure of inflation. Using the CPI to put dollar values in "real" terms makes it easier to see "inflation-free" change over time. Our base year is 2008, which means all dollar values are in terms of 2008 dollars. For more information, see <http://www.bls.gov/cpi/home.htm>

Sources NWAf Indicators Website www.indicators.nwaf.org
 U.S. Bureau of Economic Analysis www.bea.gov
 U.S. Census Bureau www.census.gov
 U.S. Bureau of Labor Statistics www.bls.gov
 FBI Uniform Crime Reports www.fbi.gov/ucr/ucr.htm
 Idaho Dept of Health & Welfare www.healthandwelfare.idaho.gov
Contact Madison County Extension Office 208-356-3191
madison@uidaho.edu
 Brochures for all Idaho counties are available from:
extension.ag.uidaho.edu/communitydevelopment/brochure.htm

The University of Idaho provides equal opportunity in education and employment on the basis of race, color, religion, national origin, age, gender, disability, or status as a Vietnam-era veteran, as required by state and federal laws.

June 2009

MADISON COUNTY AT A GLANCE



COUNTY HIGHLIGHTS

- ◆ Madison County's total population in 2008 was 37,456.
- ◆ The 2007 self-employment rate was 20.6%, compared to 25.2% for Idaho and 20.0% for the US.
- ◆ In 2007, the median household income was \$41,061.
- ◆ Madison County's average annual unemployment rate was 3.3% in 2008.
- ◆ The crime rate was lower than both the state and national rate.

University of Idaho
Extension

